


## Production Guidelines of Letter Puppets



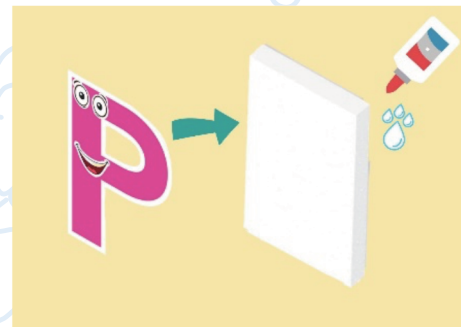
1. Print the selected letter (e.g., the letter P) on A3 paper and cut the letter out along the grey outline.



2. Print the selected facial features on A4 paper and cut them out along the grey outline.



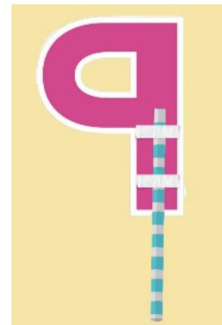
3. Stick the facial features on the letter cut-out with glue.



4. Stick the letter cut-out on a cardboard/foam board of A3 size.




5. Cut the letter out with scissors or a cutter.



OR



6. Fasten a wooden/plastic stick to the letter with adhesive tapes or hot-glue.



7. Done!